

SOMEONE TO WATCH OVER ME

PIANO

Music and Lyrics by
 GEORGE GERSHWIN and IRA GERSHWIN
 Arranged by DAVE WOLPE

(SLOWLY) (♩ = 72)

Handwritten musical notation for the first system. The key signature is one sharp (F#) and the time signature is 4/4. The music is in a slow tempo. The first staff shows a treble clef with a key signature of one sharp. The second staff shows a bass clef with a key signature of one sharp. Chords are written above the notes. The first measure has a whole rest in both staves. The second measure has a whole note chord in the treble (C#m7(b5) over C°) and a whole note chord in the bass (C#). The third measure has a whole note chord in the treble (Bm7(No5) over B°) and a whole note chord in the bass (B). The fourth measure has a whole note chord in the treble (B°) and a whole note chord in the bass (B). A dynamic marking of *mf* is written below the bass staff.

(MOLTO RIT.)

Handwritten musical notation for the second system. The key signature is one sharp. The music is in a molto ritardando tempo. The first staff shows a treble clef with a key signature of one sharp. The second staff shows a bass clef with a key signature of one sharp. Chords are written above the notes. The first measure has a whole note chord in the treble (D7/A) and a whole note chord in the bass (D). The second measure has a whole note chord in the treble (Ab°) and a whole note chord in the bass (Ab). The third measure has a whole note chord in the treble (Am7) and a whole note chord in the bass (Am). The fourth measure has a whole note chord in the treble (Bm7) and a whole note chord in the bass (Bm). The fifth measure has a whole note chord in the treble (C6) and a whole note chord in the bass (C). The sixth measure has a whole note chord in the treble (C#m7(b5)) and a whole note chord in the bass (C#). The seventh measure has a whole note chord in the treble (A7/D) and a whole note chord in the bass (A). The eighth measure has a whole note chord in the treble (D9) and a whole note chord in the bass (D). A dynamic marking of *f* is written below the bass staff.

A A TEMPO
 W/VOCAL

Handwritten musical notation for the third system. The key signature is one sharp. The music is in an A tempo tempo. The first staff shows a treble clef with a key signature of one sharp. The second staff shows a bass clef with a key signature of one sharp. Chords are written above the notes. The first measure has a whole note chord in the treble (G6(9)) and a whole note chord in the bass (G). The second measure has a whole note chord in the treble (G13) and a whole note chord in the bass (G). The third measure has a whole note chord in the treble (CMA9) and a whole note chord in the bass (C). The fourth measure has a whole note chord in the treble (Em7) and a whole note chord in the bass (E). The fifth measure has a whole note chord in the treble (A13) and a whole note chord in the bass (A). The sixth measure has a whole note chord in the treble (A7) and a whole note chord in the bass (A). A dynamic marking of *f* is written below the bass staff.

Handwritten musical notation for the fourth system. The key signature is one sharp. The music is in an A tempo tempo. The first staff shows a treble clef with a key signature of one sharp. The second staff shows a bass clef with a key signature of one sharp. Chords are written above the notes. The first measure has a whole note chord in the treble (Am7) and a whole note chord in the bass (A). The second measure has a whole note chord in the treble (Bm7) and a whole note chord in the bass (B). The third measure has a whole note chord in the treble (CMA7) and a whole note chord in the bass (C). The fourth measure has a whole note chord in the treble (C#m7(b5)) and a whole note chord in the bass (C#). The fifth measure has a whole note chord in the treble (Am7/b) and a whole note chord in the bass (A). The sixth measure has a whole note chord in the treble (D13(11)) and a whole note chord in the bass (D). The seventh measure has a whole note chord in the treble (G(9)) and a whole note chord in the bass (G). The eighth measure has a whole note chord in the treble (Em7) and a whole note chord in the bass (E). The ninth measure has a whole note chord in the treble (G#10) and a whole note chord in the bass (G#). The tenth measure has a whole note chord in the treble (Am7) and a whole note chord in the bass (A). A dynamic marking of *ped.* is written below the bass staff.

PIANO

2

"SOMEONE TO WATCH OVER ME"

(SOLO)

Musical notation for the first system, featuring a piano solo in the treble clef with a melodic line and a bass line.

Musical notation for the second system, showing a continuation of the piano solo with a melodic line and a bass line.

RIT. ---

(B) TEMPO (A LITTLE FASTER)

W/VOCAL

Musical notation for section B, including a vocal line and piano accompaniment with chords.

Chords: Bm, E, Bm, Bm⁹, Bmb, Em⁷, A⁷(b9)

mf ped. --- RIT. ---

(SLOWER)

(MOLTO RIT.)

2

Musical notation for section C, showing a slower tempo with chords and a melodic line.

Chords: F#m⁷, B⁷, Em⁷, A⁷

(C) A TEMPO

C^b

C^o

G/B

Bb^o

D⁷/A

Ab^o

Musical notation for section C, showing a return to tempo with chords and a melodic line.

Chords: G6(9), G13

PIANO

-3-

"SOMEONE TO WATCH OVER ME"

Am⁷ Bm⁷ C^b C^{#m7}(b5) Am⁷/b D7(b9) GMA⁷ B+7(#9) C^b(9) D7(b9)

Em G/D C^{#m7}(b5) C^o Bm⁷(No⁵) Bb^o D7/A Ab^o

Am⁷ Bm⁷ C^b C^{#m7}(b5) Am⁷/D D7(b9) G Em⁷ Dm⁹ G⁹

mf

C^b(9) C^b(9) B7 Em⁹(mij) Em Emb

C^{#m7}(b5) F^{#+7} B9 Bm⁷/E E7(b9) Am⁷ D7(b9)

mf

PIANO

"SOMEONE TO WATCH OVER ME"

E G(9) Em⁷ Em⁷/p (AS IS) Bm⁷ E7(b9)

Am⁷ Bm⁷ C^b Cm⁷(b5) // W/VOCAL

sub p

(RIT. --- (#) ...)

Am⁷/b p Am⁷ D7(b9)

A TEMPO

f

(SOLO) R.H.

(p)

RIT. --- PED.

- SOMEONE TO WATCH OVER ME -

VOCAL

A

THERE'S A SAY-ING OLD SAYS THAT LOVE IS BLIND

STILL WE'RE OFTEN TOLD SEEK AND YE SHALL FIND

SO I'M GOING TO SEEK A CERTAIN BOY I'VE HAD IN MIND
(GIRL)

LOOK-ING EV-RY-WHERE HAV-NT FOUND HIM YET HE'S THE BIG AFFAIR I CAN-
(HER) (SHE'S)

-NOT FOR-GET ON-ly BOY I EV-ER THINK OF WILL RE-
(GIRL)

B

I'D LIKE TO ADD HIS IN-I-TIAL TO MY MON-O-GRAM
(HER)

TELL ME WHERE'S THE SHEP-HERD FOR THIS LOST LAMB

C

THERE'S A SOME-BOD-Y I'M LONG-ING TO SEE I HOPE THAT HE
(SHE)

TURNS OUT TO BE SOME-ONE WHO'LL WATCH OV-ER ME

I'M A LIT-TLE LAMB WHO'S LOST IN A WOOD I KNOW I COULD

AL-WAYS BE GOOD TO ONE WHO'LL WATCH OV-ER ME

(D)



AL-THOUGH HE MAY NOT BE THE MAN SOME GIRLS THINK OF AS
(SHE) (GIRL) (MEN)



HAND-SOME TO MY HEART HE CAR-RIES THE KEY
(SHE)

(E)










WON'T YOU TELL HIM PLEASE TO PUT ON SOME SPEED
(HER)



FOL-LOW MY LEAD OH HOW I NEED SOME-ONE TO



WAAATCH OV-ER ME



SOMEONE TO WATCH OVER ME

DRUMS

Music and Lyrics by
 GEORGE GERSHWIN and IRA GERSHWIN
 Arranged by DAVE WOLPE

(SLOWLY) (♩ = 72)

Handwritten annotations: *p*, *mf*, *MOLTO RIT.*, *A*, *A TEMPO*, *6*, *f*, *mp*

B TEMPO (A LITTLE FASTER)

Handwritten annotations: *Rit.*, *A*

(SLOWER)

Handwritten annotations: *mf*, *MOLTO RIT.*, *2*

C A TEMPO

Handwritten annotations: *p*, *A TEMPO*

DRUMS

"SOMEONE TO WATCH OVER ME"

Handwritten drum score for the song "Someone to Watch Over Me". The score consists of ten staves of music. The first staff is a blank staff with a double bar line. The second staff contains a rhythmic pattern of eighth notes with asterisks above them, indicating drum hits. The third staff continues this pattern. The fourth staff has a circled 'D' and shows a different rhythmic pattern. The fifth staff has a circled 'E' and shows a pattern of eighth notes with asterisks. The sixth staff has a circled 'E' and shows a pattern of eighth notes with asterisks. The seventh staff has a circled 'E' and shows a pattern of eighth notes with asterisks. The eighth staff has a circled 'E' and shows a pattern of eighth notes with asterisks. The ninth staff has a circled 'E' and shows a pattern of eighth notes with asterisks. The tenth staff has a circled 'E' and shows a pattern of eighth notes with asterisks. The score includes various musical notations such as dynamics (p, mf, f), articulation (accents), and performance instructions (RIT., sub. p, A TEMPO, TOMS).

Handwritten drum score for the song "Someone to Watch Over Me". The score consists of ten staves of music. The first staff is a blank staff with a double bar line. The second staff contains a rhythmic pattern of eighth notes with asterisks above them, indicating drum hits. The third staff continues this pattern. The fourth staff has a circled 'D' and shows a different rhythmic pattern. The fifth staff has a circled 'E' and shows a pattern of eighth notes with asterisks. The sixth staff has a circled 'E' and shows a pattern of eighth notes with asterisks. The seventh staff has a circled 'E' and shows a pattern of eighth notes with asterisks. The eighth staff has a circled 'E' and shows a pattern of eighth notes with asterisks. The ninth staff has a circled 'E' and shows a pattern of eighth notes with asterisks. The tenth staff has a circled 'E' and shows a pattern of eighth notes with asterisks. The score includes various musical notations such as dynamics (p, mf, f), articulation (accents), and performance instructions (RIT., sub. p, A TEMPO, TOMS).

SOMEONE TO WATCH OVER ME

Music and Lyrics by
 GEORGE GERSHWIN and IRA GERSHWIN
 Arranged by DAVE WOLPE

GUITAR

(SLOWLY) (♩ = 72)

Chords: $C\sharp_m^7(b5)$, C° , $D_m^7(N\circ)$, Bb° , D^7/A , Ab°

Chords: A_m^7 , B_m^7 , C^6 , $C\sharp_m^7(b5)$, A , D^7sus , $D^7(b^9)$

Tempo: **A TEMPO**

Dynamics: *mf*, *f*, *mp*

Tempo marking: **MOLTO RIT.**

Chords: $G^6(9)$, G^13 , CMA^9 , Em^9 , A^13

Chords: A_m^7 , B_m^7 , CMA^7 , $C\sharp_m^7(b5)$, A_m^7/D , D^9 , $D^7(b9)$, $G(9)$, Em^7 , $C\sharp_m^7(b5)$, $F\sharp^7$

Dynamics: *f*, *mp*

Tempo marking: **RIT.**

B) TEMPO (A LITTLE FASTER)

Chord: A

Tempo marking: **RIT.**

(SLOWER)

Chords: $F\sharp_m^7$, B^7 , Em^7 , A^7

Tempo marking: **MOLTO RIT.**

C) A TEMPO

Chords: $G(9)$, G^13 , C^6 , C° , G^13 , Bb° , D^7/A , Ab°

Dynamics: *p*

GUITAR

"SOMEONE TO WATCH OVER ME"

Am⁷ Bm⁷ C⁶ C^{#7}(b5) Am/D D⁷(b9) GMA⁷ B⁷(#9) C⁶(9) D⁷(b9)

G Em G/b C^{#7}(b5) C^o Bm⁷(No 5) Bb^o D⁷/A Ab^o

mf Am⁷ Bm⁷ C⁶ C^{#7}(b5) Am/D D⁷(b9) G Em⁷ Dm⁹ G⁹

D C⁶(9) C⁶(9) B⁷ Em(maj7) Em Em/D

mf C^{#7}(b5) F^{#7} B⁹ Bm⁷/E E⁷(b9) Am⁷ D⁷(b9)

E G⁹ (ASIS) Bm⁷ E⁷(b9)

Am⁷ Bm⁷ C⁶ C^{#7}(b5) Am/D //

A TEMPO RIT. C⁹ f RIT. GMA⁹ P

SOMEONE TO WATCH OVER ME

BASS

Music and Lyrics by
GEORGE GERSHWIN and IRA GERSHWIN
Arranged by DAVE WOLPE

(SLOWLY) (♩ = 72)

The musical score is written for Bass and consists of several staves. The first staff shows the initial notes with a dynamic marking of *mf*. The second staff includes a *MOLTO RIT.* marking, a section marker **A**, and a return to *A TEMPO*. The third staff continues the melody with a dynamic marking of *f*. The fourth staff shows a *mp* dynamic. The fifth staff has a *RIT.* marking. The sixth staff is a blank staff with a section marker **B** and the instruction *TEMPO (A LITTLE FASTER)*. The seventh staff is also blank with a section marker **C** and the instruction *(SLOWER)*. The eighth staff has a *MOLTO RIT.* marking and a section marker **2**. The ninth staff has a *p* dynamic and a section marker **C**. The tenth staff continues the melody with a *p* dynamic and a section marker **(b)**.

SOMEONE TO WATCH OVER ME

1ST B♭ TRUMPET

Music and Lyrics by
 GEORGE GERSHWIN and IRA GERSHWIN
 Arranged by DAVE WOLPE

(SLOWLY) (♩ = 72)

IN HAT (OR STAND)

mf

OPEN

MOLTO RIT.

A

A TEMPO

6

HAT

RIT.

B

OPEN

MOLTO RIT.

C

A TEMPO

14

(Solo)

D

7

E

fp

f

2

RIT.

A TEMPO

f

RIT.

SOMEONE TO WATCH OVER ME

2ND B♭ TRUMPET

(SLOWLY) (♩ = 72)

Music and Lyrics by
GEORGE GERSHWIN and IRA GERSHWIN
Arranged by DAVE WOLPE

The musical score for the 2nd B♭ Trumpet part is written on ten staves. The key signature is two sharps (F# and C#) and the time signature is 4/4. The score includes various performance instructions and dynamics:

- Staff 1:** Starts with a rest, then a melodic line. Handwritten instruction: "IN HAT (OR STAND)". Dynamic: *mf*.
- Staff 2:** Continues the melodic line. Handwritten instruction: "OPEN". Dynamic: *f*. Tempo change: "(MOLTO RIT.)". Section marker: "A". Tempo change: "A TEMPO". Handwritten instruction: "TO HARMONY". Section marker: "Solo". Dynamic: *mf*.
- Staff 3:** Continues the melodic line. Handwritten instruction: "OPEN". Measure number: "12". Handwritten instruction: "HAT". Tempo change: "RIT.".
- Staff 4:** Continues the melodic line. Section marker: "B". Measure number: "8". Tempo change: "(MOLTO RIT.)".
- Staff 5:** Continues the melodic line. Section marker: "C". Tempo change: "A TEMPO". Measure number: "15". Section marker: "D". Measure number: "7".
- Staff 6:** Continues the melodic line. Section marker: "E". Dynamic: *fp*. Dynamic: *f*.
- Staff 7:** Continues the melodic line. Measure number: "2". Tempo change: "RIT.".
- Staff 8:** Continues the melodic line. Tempo change: "A TEMPO". Dynamic: *f*. Tempo change: "RIT.".

SOMEONE TO WATCH OVER ME

3RD B♭ TRUMPET

(SLOWLY) (♩ = 72)

Music and Lyrics by
GEORGE GERSHWIN and IRA GERSHWIN
Arranged by DAVE WOLPE

The musical score for the 3rd B♭ Trumpet part is written on ten staves. The key signature is one sharp (F#) and the time signature is 4/4. The score includes various performance instructions and markings:

- Staff 1:** Starts with a treble clef and a key signature of one sharp. The first measure is a whole rest. The second measure begins with the instruction "IN HAT (OR STAND)" and a dynamic marking of *mf*. The melody consists of quarter notes: G4, A4, B4, A4, G4.
- Staff 2:** Starts with a treble clef and a key signature of one sharp. The first measure is a whole rest. The second measure begins with the instruction "OPEN" and a dynamic marking of *f*. The melody consists of quarter notes: G4, A4, B4, A4, G4. A bracket labeled "6" spans the first two measures. A bracket labeled "8" spans the last two measures. The instruction "(MOLTO RIT.)" is written above the staff, and "A TEMPO" is written below it. A circled letter "A" is placed above the staff between the two brackets.
- Staff 3:** Starts with a treble clef and a key signature of one sharp. The first measure is a whole rest. The second measure begins with the instruction "HAT" and a dynamic marking of *f*. The melody consists of quarter notes: G4, A4, B4, A4, G4. A bracket labeled "6" spans the first two measures. A bracket labeled "8" spans the last two measures. The instruction "RIT." is written below the staff.
- Staff 4:** Starts with a treble clef and a key signature of one sharp. The first measure is a whole rest. The second measure begins with the instruction "B" and a dynamic marking of *f*. The melody consists of quarter notes: G4, A4, B4, A4, G4. A bracket labeled "8" spans the first two measures. A bracket labeled "8" spans the last two measures. The instruction "(MOLTO RIT.)" is written below the staff.
- Staff 5:** Starts with a treble clef and a key signature of one sharp. The first measure is a whole rest. The second measure begins with the instruction "C" and a dynamic marking of *mf*. The melody consists of quarter notes: G4, A4, B4, A4, G4. A bracket labeled "15" spans the first two measures. A bracket labeled "7" spans the last two measures. The instruction "A TEMPO" is written above the staff.
- Staff 6:** Starts with a treble clef and a key signature of one sharp. The first measure is a whole rest. The second measure begins with the instruction "E" and a dynamic marking of *fp*. The melody consists of quarter notes: G4, A4, B4, A4, G4. A bracket labeled "2" spans the first two measures. A bracket labeled "7" spans the last two measures. The instruction "RIT." is written below the staff.
- Staff 7:** Starts with a treble clef and a key signature of one sharp. The first measure is a whole rest. The second measure begins with the instruction "D" and a dynamic marking of *f*. The melody consists of quarter notes: G4, A4, B4, A4, G4. A bracket labeled "2" spans the first two measures. A bracket labeled "7" spans the last two measures. The instruction "RIT." is written below the staff.
- Staff 8:** Starts with a treble clef and a key signature of one sharp. The first measure is a whole rest. The second measure begins with the instruction "A TEMPO" and a dynamic marking of *f*. The melody consists of quarter notes: G4, A4, B4, A4, G4. A bracket labeled "3" spans the first three measures. A bracket labeled "7" spans the last two measures. The instruction "RIT." is written below the staff.

SOMEONE TO WATCH OVER ME

4TH B♭ TRUMPET

Music and Lyrics by
GEORGE GERSHWIN and IRA GERSHWIN
Arranged by DAVE WOLPE

(SLOWLY) (♩ = 72)

The musical score is written for a 4th B♭ Trumpet in G major (one sharp). It consists of ten staves of music. The tempo is marked '(SLOWLY) (♩ = 72)'. The score includes various performance instructions such as 'IN HAT (OR STAND)', 'OPEN', 'MOLTO RIT.', 'A TEMPO', 'HAT', 'RIT.', and 'A TEMPO'. Dynamic markings include 'mf', 'f', and 'fp'. The score is divided into sections labeled A, B, C, D, and E. Section A is marked 'A TEMPO'. Section B is marked 'MOLTO RIT.'. Section C is marked 'A TEMPO'. Section D is marked 'RIT.'. Section E is marked 'A TEMPO'. The score includes a triplet of eighth notes in the final staff. The key signature is G major (one sharp). The time signature is 4/4.

© 1926 WB MUSIC CORP. (Renewed)
This Arrangement © 1996 WB MUSIC CORP.
GERSHWIN © and GEORGE GERSHWIN © are registered trademarks of Gershwin Enterprises
All Rights Reserved

SOMEONE TO WATCH OVER ME

1ST TROMBONE

Music and Lyrics by
GEORGE GERSHWIN and IRA GERSHWIN
Arranged by DAVE WOLPE

(SLOWLY) (♩ = 72)

The musical score is written for a 1st Trombone in G major (one sharp) and 2/4 time. It consists of ten staves of music. The score includes various dynamics such as *p*, *f*, *mf*, and *fp*, as well as performance instructions like *MOLTO RIT.*, *RIT.*, and *A TEMPO*. There are several marked sections: Section A (measures 3-10), Section B (measures 6-10), Section C (measures 8-10), Section D (measures 2-3), and Section E (measures 3-4). A 'Solo' section is indicated with the instruction '(SOLO) (HAND OVER BELL)'. The score concludes with a double bar line and a *p* dynamic marking.

SOMEONE TO WATCH OVER ME

2ND TROMBONE

Music and Lyrics by
GEORGE GERSHWIN and IRA GERSHWIN
Arranged by DAVE WOLPE

(SLOWLY) (♩ = 72)

The musical score is written for a 2nd Trombone in G major (one sharp). It consists of ten staves of music. The piece begins with a tempo marking of (SLOWLY) and a quarter note equal to 72 beats per minute. The score includes various dynamics such as piano (p), mezzo-forte (mf), forte (f), and fortissimo (fp), as well as performance directions like 'MOLTO RIT.' (Molto Ritardando), 'RIT.' (Ritardando), and 'A TEMPO'. There are several first and second endings marked with '1A' and '2A'. The score is divided into sections labeled A, B, C, D, and E. Section C includes a 'SOLI' marking. The piece concludes with a final ritardando and a fermata.

SOMEONE TO WATCH OVER ME

3RD TROMBONE

Music and Lyrics by
GEORGE GERSHWIN and IRA GERSHWIN
Arranged by DAVE WOLPE

(SLOWLY) (♩ = 72)

The musical score is written for a 3rd Trombone in G major (one sharp) and 4/4 time. It consists of ten staves of music. The score includes various dynamics such as *p*, *mf*, *f*, and *fp*, and performance instructions like *MOLTO RIT.*, *RIT.*, and *SOLI*. The piece is divided into sections labeled A, B, C, D, and E. Section A is marked *A TEMPO*. Section B is marked *MOLTO RIT.*. Section C is marked *A TEMPO*. Section D is marked *SOLI*. Section E is marked *fp*. The score also includes a double bar line with repeat dots and a final cadence.

SOMEONE TO WATCH OVER ME

BASS TROMBONE

Music and Lyrics by
GEORGE GERSHWIN and IRA GERSHWIN
Arranged by DAVE WOLPE

(SLOWLY) (♩ = 72)

The musical score is written for Bass Trombone in G major, 4/4 time, with a tempo of 72 beats per minute. It consists of 15 measures across eight staves. The score includes various dynamics (p, mf, f, fp) and performance instructions such as 'MOLTO RIT.', 'A TEMPO', and 'SOLI'. Handwritten annotations include circled letters A, B, C, D, and E, and the number 15. The score features a variety of note values, including quarter, eighth, and sixteenth notes, as well as rests and slurs.

SOMEONE TO WATCH OVER ME

1ST ALTO SAXOPHONE

Music and Lyrics by
GEORGE GERSHWIN and IRA GERSHWIN
Arranged by DAVE WOLPE

(SLOWLY) (♩ = 72)

(SOLO)

(NO SOLO)

(MOLTO RIT.)

A

A TEMPO

7

f

mp

B

TEMPO (A LITTLE FASTER)

A

RIT. - - -

(SLOWER)

(MOLTO RIT.)

2

mf

RIT. - - -

C

A TEMPO

p

1st ALTO SAX.

-2-

"SOMEONE TO WATCH OVER ME"

Musical staff 1: Treble clef, key signature of two sharps (F# and C#). A fermata is placed over the first measure, with a handwritten "2" above it. The staff continues with a melodic line starting on a whole note, marked with a handwritten "SOLO" above the staff.

Musical staff 2: Treble clef, key signature of two sharps. A fermata is placed over the first measure. The staff continues with a melodic line starting on a half note, marked with a handwritten "(SOLO)" above and "mf" below.

Musical staff 3: Treble clef, key signature of two sharps. A fermata is placed over the first measure, with a handwritten "2" above it. The staff continues with a melodic line starting on a whole note.

Musical staff 4: Treble clef, key signature of two sharps. A circled "2" is written above the first measure. A fermata is placed over the first measure, with a handwritten "3" above it. The staff continues with a melodic line starting on a quarter note.

Musical staff 5: Treble clef, key signature of two sharps. A fermata is placed over the first measure. The staff continues with a melodic line starting on a half note.

Musical staff 6: Treble clef, key signature of two sharps. A circled "E" is written above the first measure. A fermata is placed over the first measure. The staff continues with a melodic line starting on a quarter note, marked with a handwritten "UNIS." above and "f" below.

Musical staff 7: Treble clef, key signature of two sharps. A fermata is placed over the first measure. The staff continues with a melodic line starting on a half note, ending with a double bar line.

Musical staff 8: Treble clef, key signature of two sharps. A circled "E" is written above the first measure. The staff begins with "sub. p" and "A TEMPO" written below. It contains a melodic line with dynamics "p", "f", and "p" marked below. There are two "Rit." markings with dashed lines above and below the staff.

SOMEONE TO WATCH OVER ME

2ND ED ALTO SAXOPHONE

Music and Lyrics by
GEORGE GERSHWIN and IRA GERSHWIN
Arranged by DAVE WOLPE

(SLOWLY) (♩ = 72)

Musical staff 1: Treble clef, key signature of two sharps (F# and C#), 4/4 time signature. The staff contains a melodic line starting with a piano (p) dynamic, followed by a crescendo to mezzo-forte (mf). A slur covers the first six measures.

Musical staff 2: Treble clef, key signature of two sharps, 4/4 time signature. The staff contains a melodic line starting with a forte (f) dynamic, followed by a decrescendo to mezzo-piano (mp). A slur covers the first six measures. Above the staff, there is a handwritten annotation: "(MOLTO RIT.)" above the first measure, a circled "A" above the second measure, and "A TEMPO" above the seventh measure. A handwritten "7" is written below the staff at the end of the line.

Musical staff 3: Treble clef, key signature of two sharps, 4/4 time signature. The staff contains a melodic line with a slur covering the first six measures.

Musical staff 4: Treble clef, key signature of two sharps, 4/4 time signature. The staff contains a melodic line with a slur covering the first six measures.

Musical staff 5: Treble clef, key signature of two sharps, 4/4 time signature. The staff is mostly empty, with a circled "B" at the beginning and a large handwritten "A" in the center. To the right, there is a handwritten "RIT. - - -" with a dashed line.

Musical staff 6: Treble clef, key signature of two sharps, 4/4 time signature. The staff contains a melodic line starting with a mezzo-forte (mf) dynamic. Above the staff, there is a handwritten annotation: "(SLOWER)" above the first measure, and "(MOLTO RIT.)" above the second measure. A circled "2" is written below the staff at the end of the line. To the right, there is a handwritten "RIT. - - -" with a dashed line.

Musical staff 7: Treble clef, key signature of two sharps, 4/4 time signature. The staff contains a melodic line starting with a piano (p) dynamic. Above the staff, there is a circled "C" and the handwritten annotation "A TEMPO".

2ND ALTO SAX.

-2-

"SOMEONE TO WATCH OVER ME"

Handwritten musical score for 2nd Alto Saxophone, page 2 of "Someone to Watch Over Me". The score consists of eight staves of music in G major (one sharp). The key signature is indicated by a treble clef and a sharp sign (F#) on the first line. The time signature is 4/4. The score includes various musical notations such as notes, rests, slurs, and dynamic markings. The first staff has a handwritten '2' above it. The second staff has a handwritten '4' above it. The third staff has a handwritten '2' above it and 'mf' below it. The fourth staff has a circled '2' at the beginning, a handwritten '3' above it, and 'mf' below it. The fifth staff has a circled 'E' at the beginning, 'mf' below it, and 'UNIS.' above it. The sixth staff has 'f' below it. The seventh staff has 'sub p.' below it. The eighth staff has 'A TEMPO' below it, 'RIT.' above it, and 'p' below it. The score ends with a double bar line and repeat signs.

SOMEONE TO WATCH OVER ME

Music and Lyrics by
GEORGE GERSHWIN and IRA GERSHWIN
Arranged by DAVE WOLPE

SOLO B^b TENOR SAXOPHONE
(SUBSTITUTE FOR VOCAL)
(SLOWLY) (♩ = 72)

6 (MOLTO. RIT.)

A A TEMPO

B TEMPO (A LITTLE FASTER)

(SLOWER) (MOLTO. RIT.)

C A TEMPO

SOMEONE TO WATCH OVER ME

Music and Lyrics by
GEORGE GERSHWIN and IRA GERSHWIN
Arranged by DAVE WOLPE

1ST 3rd TENOR SAXOPHONE

(SLOWLY) (♩ = 72)

Musical staff 1: Treble clef, key signature of two sharps (F# and C#), 4/4 time signature. The staff contains a melodic line starting with a piano (p) dynamic, moving to mezzo-forte (mf) by the end of the first measure. The notes are: D4, E4, F#4, G4, A4, B4, C5, B4, A4, G4, F#4, E4, D4.

Musical staff 2: Treble clef, key signature of two sharps. The staff contains a melodic line starting with a forte (f) dynamic, moving to mezzo-piano (mp) by the end of the second measure. The notes are: D4, E4, F#4, G4, A4, B4, C5, B4, A4, G4, F#4, E4, D4. Handwritten annotations include "(MOLTO RIT.)" above the first measure and "A A TEMPO 7" above the second measure.

Musical staff 3: Treble clef, key signature of two sharps. The staff contains a melodic line with notes: D4, E4, F#4, G4, A4, B4, C5, B4, A4, G4, F#4, E4, D4.

Musical staff 4: Treble clef, key signature of two sharps. The staff contains a melodic line with notes: D4, E4, F#4, G4, A4, B4, C5, B4, A4, G4, F#4, E4, D4. Handwritten annotation "3RD TRB." is above the staff.

Musical staff 5: Treble clef, key signature of two sharps. The staff is mostly empty, with a large handwritten "A" in the center. Handwritten annotations include "B TEMPO (A LITTLE FASTER)" on the left and "RIT." on the right.

Musical staff 6: Treble clef, key signature of two sharps. The staff contains a melodic line with notes: D4, E4, F#4, G4, A4, B4, C5, B4, A4, G4, F#4, E4, D4. Handwritten annotations include "(SLOWER)" on the left and "(MOLTO RIT.)" above the staff.

Musical staff 7: Treble clef, key signature of two sharps. The staff contains a melodic line with notes: D4, E4, F#4, G4, A4, B4, C5, B4, A4, G4, F#4, E4, D4. Handwritten annotations include "C A TEMPO" on the left and a piano (p) dynamic below the first measure.

1ST TENOR SAX.

"SOMEONE TO WATCH OVER ME"

Handwritten musical score for 1st Tenor Saxophone, page 2 of "Someone to Watch Over Me". The score consists of eight staves of music in G major (one sharp) and 4/4 time. The first staff begins with a treble clef, a key signature of one sharp (F#), and a dynamic marking of *mf*. A large number "2" is written above the staff. The second staff is marked "(3RD RB.)" and *mf*. The third staff is marked "2" and *mf*. The fourth staff is marked "(3RD RB.)" and *p*, with a circled "D" at the beginning and "(PLAY)" at the end. The fifth staff is marked *mf*. The sixth staff is marked "UNIS." and *f*. The seventh staff is marked "sub p" and "A TEMPO". The eighth staff is marked *p*, *f*, and "RIT." with a dashed line. The score includes various musical notations such as slurs, ties, and dynamic markings.

SOMEONE TO WATCH OVER ME

Music and Lyrics by
GEORGE GERSHWIN and IRA GERSHWIN
Arranged by DAVE WOLPE

2ND BB-TENOR SAXOPHONE

(SLOWLY) (♩ = 72)

The musical score is written for a 2nd BB-Tenor Saxophone in the key of D major (two sharps) and 4/4 time. It consists of seven staves of music. The first staff begins with a dynamic of *p* (piano) and a hairpin crescendo to *mf* (mezzo-forte). The second staff features a *MOLTO RIT.* (molto ritardando) marking, followed by a section labeled **A** *A TEMPO* 7. The third staff continues the melodic line. The fourth staff ends with a *RIT.* (ritardando) marking. The fifth staff is a whole rest, labeled **B** *TEMPO (A LITTLE FASTER)* and *A*. The sixth staff begins with a *(SLOWER)* marking and a dynamic of *mf*, followed by a *MOLTO RIT.* marking and a section labeled *2*. The seventh staff is labeled **C** *A TEMPO* and begins with a dynamic of *p*.

2ND TENOR SAX.

- 2 -

"SOMEONE TO WATCH OVER ME"

Handwritten musical score for 2nd Tenor Saxophone, featuring eight staves of music. The score includes various annotations and performance directions:

- Staff 1:** Chord marking "2".
- Staff 2:** Chord marking "4".
- Staff 3:** Chord marking "2", dynamic marking "mf".
- Staff 4:** Chord marking "3", dynamic marking "mf".
- Staff 5:** Dynamic marking "mf".
- Staff 6:** Chord marking "E", dynamic marking "f", instruction "UNIS." (Unison).
- Staff 7:** Dynamic marking "sub.p", instruction "RIT." (Ritardando).
- Staff 8:** Instruction "A TEMPO", dynamic markings "p" and "f", instruction "RIT." (Ritardando).

SOMEONE TO WATCH OVER ME

Music and Lyrics by
GEORGE GERSHWIN and IRA GERSHWIN
Arranged by DAVE WOLPE

E♭ BARITONE SAXOPHONE

(SLOWLY) (♩ = 72)

Musical staff 1: E♭ Baritone Saxophone part. Key signature: two sharps (F# and C#). Time signature: 4/4. The staff contains a melodic line starting with a piano (p) dynamic, moving to mezzo-forte (mf). A slur covers the first six measures. A fermata is placed over the final note of the first phrase.

Musical staff 2: Continuation of the melodic line. Dynamics include forte (f) and mezzo-piano (mp). A tempo change is indicated by a circled 'A' and the text 'A TEMPO 7'. A 'MOLTO RIT.' (Molto Ritardando) marking is present above the staff.

Musical staff 3: Continuation of the melodic line. A fermata is placed over the final note of the phrase.

Musical staff 4: Continuation of the melodic line. A '4TH TRB.' (Fourth Trill) marking is present above the staff. A 'RIT.' (Ritardando) marking is present below the staff.

Musical staff 5: Continuation of the melodic line. A circled 'B' is at the beginning. The tempo is marked 'TEMPO (A LITTLE FASTER)'. A fermata is placed over the final note of the phrase.

Musical staff 6: Continuation of the melodic line. Dynamics include mezzo-forte (mf). A 'MOLTO RIT.' (Molto Ritardando) marking is present above the staff. A 'RIT.' (Ritardando) marking is present below the staff.

Musical staff 7: Continuation of the melodic line. A circled 'C' is at the beginning. The tempo is marked 'A TEMPO'. A fermata is placed over the final note of the phrase.

2

ATHRS.

mf

2

mf

WTRBS.

p

mf

E

fp

f

Sub.p

A TEMPO

RIT.

RIT.

p

f

RIT.

p